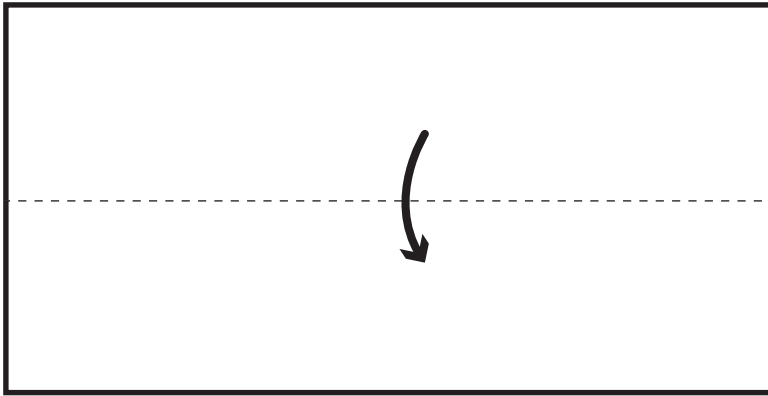


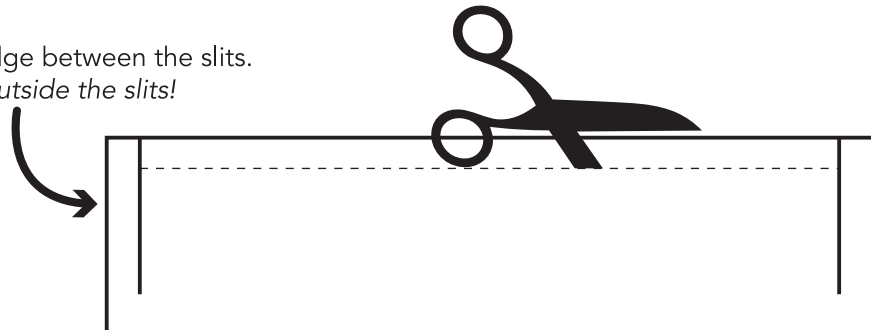
- 1** Fold card in half lengthwise.



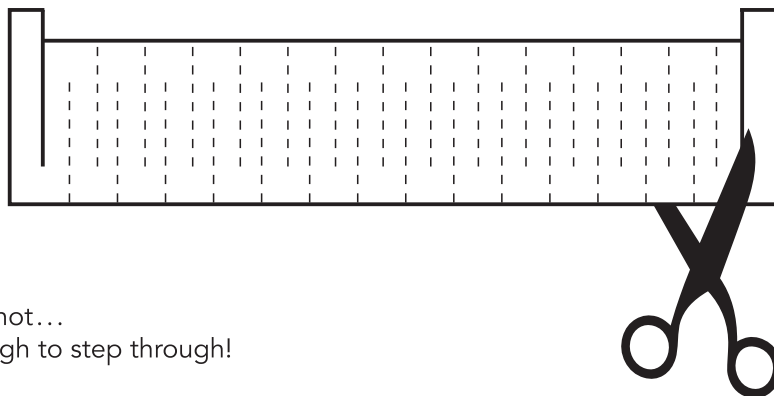
- 2** Cut two slits near the edges of the folded card. Start each cut at the fold. Each cut should end at least 1/4" from the unfolded edge.



- 3** Cut off the folded edge between the slits. *Don't cut the ends outside the slits!*



- 4** Cut alternating slits in the middle of the card (up/down from the folded edge as shown). As before, end each cut at least 1/4" from the edge.



- 5** Open the card. Believe it or not... you'll have a hole large enough to step through!

What to Do:
Print one copy for each small group.

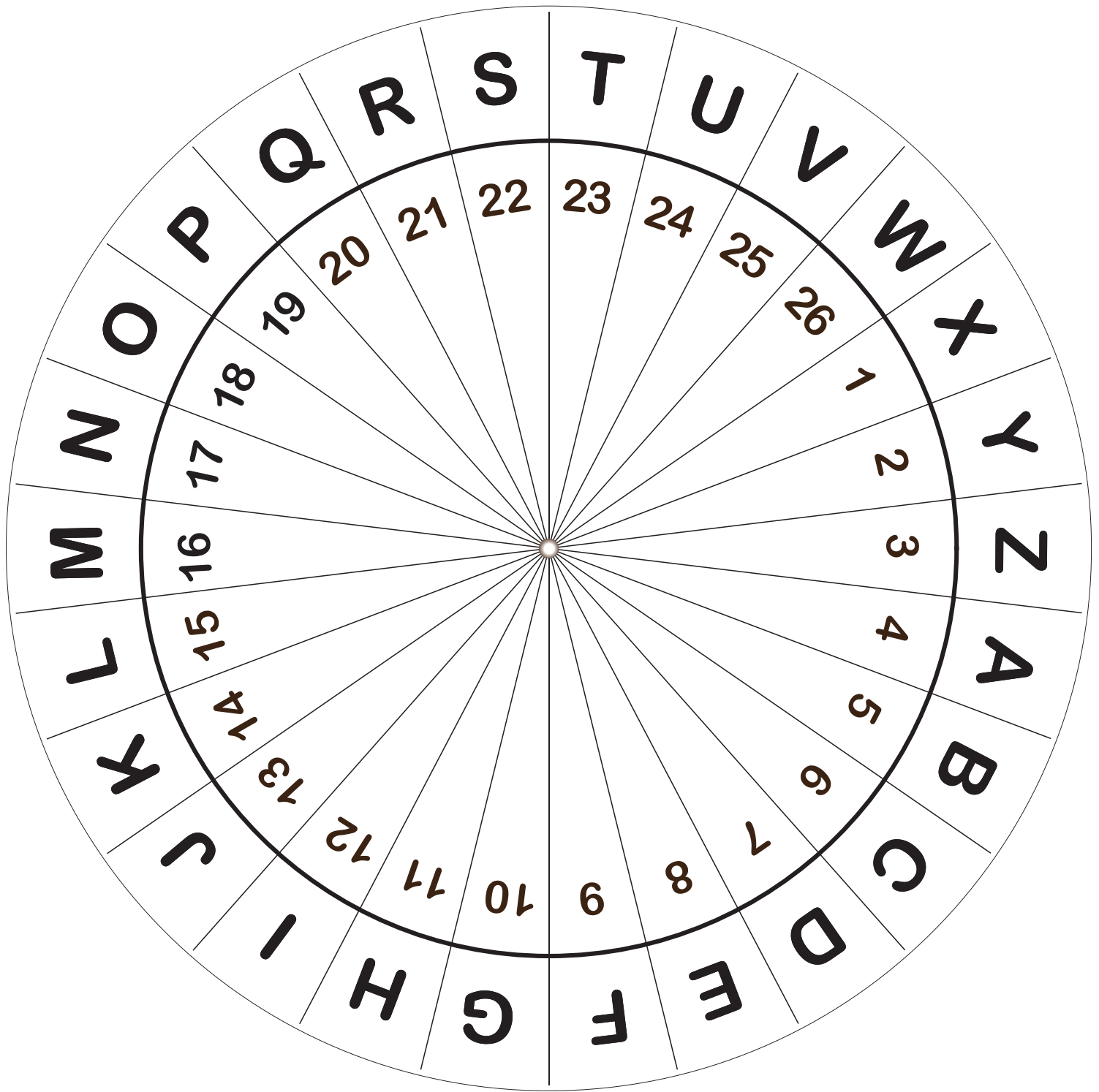
- 1) Who was the main person in today's story? *(Saul)*
- 2) As a young man what did Saul study? *(The laws – he became a Pharisee)*
- 3) Before Saul was blinded how did he view Jesus? *(Fake, not alive, dead)*
- 4) What did Saul do to those who followed Jesus? *(He would look for them and take them as prisoners)*
- 5) Why did Saul go to the high priest? *(He wanted to stop people from following Jesus by getting them arrested.)*
- 6) As Saul was traveling to Damascus what happened? *(Sudden flash of light came down from heaven and he heard a voice)*
- 7) Whose voice did Saul hear and what did it say to Saul? *(Jesus - that Saul was opposing him)*
- 8) What did the voice tell Saul to do? *(To go into the city)*
- 9) How did the men who were traveling with Saul react? *(They were amazed and speechless!)*
- 10) What happened to Saul's eyes? *(He was blinded)*

What to Do:

Print one for each small group.

Center of the Eye Questions

June 2020, Week 2, Small Group 2-3
©2020 The reThink Group, Inc. All rights reserved.



What to Do:

Print on cardstock and cut out one for each kid.

Bottom Wheel

June 2020, Week 2, Small Group 2-3
©2020 The reThink Group, Inc. All rights reserved.



What to Do:

Print on cardstock and cut out one circle for each kid.

Top Wheel

June 2020, Week 2, Small Group 2-3
©2020 The reThink Group, Inc. All rights reserved.

9 4 12 23 11

12 22

5 8 12 17 10

22 24 21 8

18 9

26 11 4 23

26 8

11 18 19 8

9 18 21

12 23

12 22

5 8 12 17 10

22 24 21 8

18 9

26 11 4 23

26 8

7 18

17 18 23

22 8 8.

11 8 5 21 8 26 22

H : X

What to Do:

Print one for each kid.

What Does It Say, NirV

June 2020, Week 2, Small Group 2-3
©2020 The reThink Group, Inc. All rights reserved.

9 4 12 23 11

12 22

6 18 17 9 12 7 8 17 6 8

12 17

26 11 4 23

26 8

11 18 19 8

9 18 21

4 17 7

4 22 22 24 21 4 17 6 8

4 5 18 24 23

26 11 4 23

26 8

7 18

17 18 23

22 8 8.

11 8 5 21 8 26 22

H : X

What to Do:

Print one for each kid.

What Does It Say, NIV

June 2020, Week 2, Small Group 2-3
©2020 The reThink Group, Inc. All rights reserved.